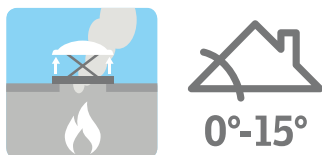


CSP Flat Roof Smoke Ventilation



CSP is an electrically operated smoke ventilation roof window for installation in flat roofs 0°-15° which makes it an ideal product for providing automatic smoke ventilation within stairwells or lobbies. Control systems (KFX 110) for operation of one window or (KFX 120) for operation of two windows, smoke sensors (KFA 100), and break glass units (KFK 100) are purchased separately.

The smoke ventilation roof window can be operated via the smoke sensor (KFA 100) or break glass point (KFK 100).

Application

Operation

Maintenance

- The cable itself cannot be replaced if damaged. The cable and motor must be replaced as a complete unit.
- It is recommended to lubricate the window hinges at least once a year.
- The smoke ventilation system must be tested after installation, service work and alterations to the system. It must be inspected by qualified personnel at least once a year. Tests and inspections must be documented in accordance with national regulations.
- Disconnect the power supply before carrying out any maintenance or service work to the smoke ventilation window and ensure that it cannot be reconnected unintentionally during this time.
- The pane should be cleaned with a soft, clean, lint-free cloth or non-abrasive sponge. The rest of the window can be cleaned with ordinary household cleaners.

Guarantee

- 10 year VELUX guarantee for the windows and parts and blinds
- 3 year guarantee for the electrical items

Pane

(--73) Float outer pane with low-e coating on the external pane and laminated inner pane recommended by VELUX for additional safety.

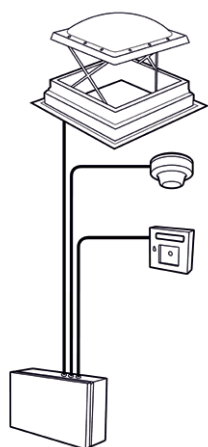

Requirements

Flat roof Smoke Ventilation window requires:

Control systems (KFX 110) for operation of one window or (KFX 120) for operation of two windows. PURCHASED SEPARATELY.

Smoke Sensors (KFA 100). PURCHASED SEPARATELY.

Break glass units (KFK 100). PURCHASED SEPARATELY.

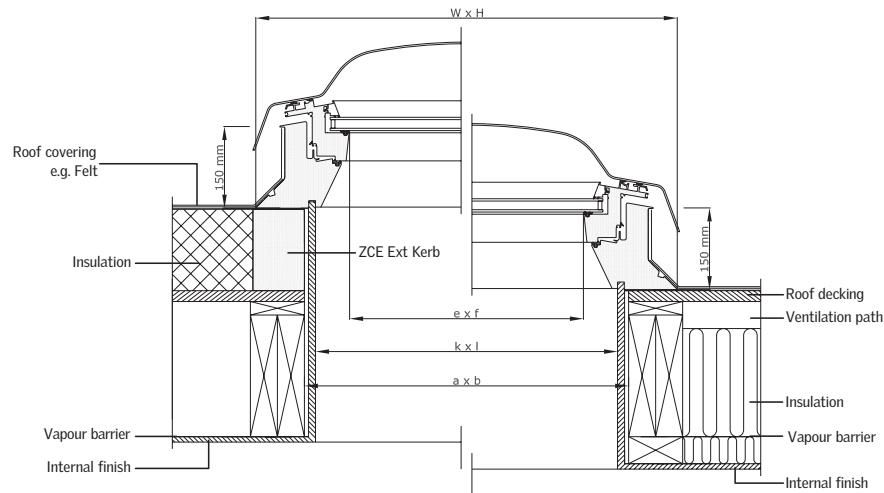


Technical data – Flat Roof Smoke ventilation system– CSP

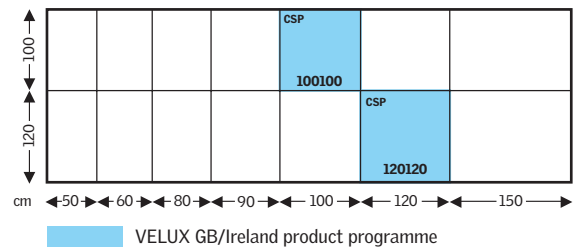
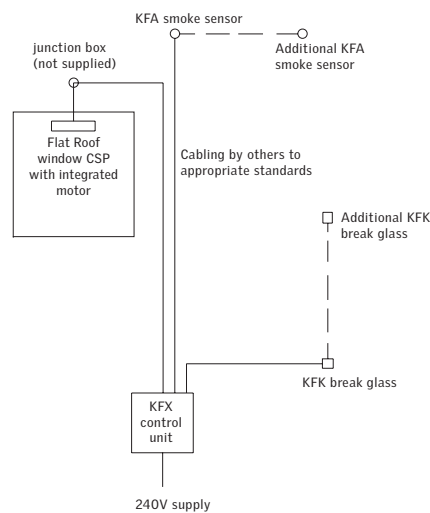
Measurements (mm)

Size	Exterior frame	Roof opening	Visible glass	Lining rebate
	W x H	a x b	e x f	k x l
100100	1180 x 1180	1000 x 1000	835 x 835	959x 959
120120	1380 x 1380	1200 x 1200	1035 x 1035	1159x 1159

Cross-section/measurements (mm)



Typical wiring diagram



Technical data

	Size	100100	120120
Smoke Ventilation – open window [m ²]		0.88	1.30
Effective Daylight area [m ²]		0.70	1.07

Pane variant --73	CSP clear	CSP opaque	EN/ISO Standard
Thermal transmittance	2.7	2.7	EN 1873
Thermal transmittance for Dome U _w [W/m ² K]	N/A	N/A	N/A
Sound insulation, R _w [dB]	33	33	EN ISO 140-3
Rain noise sound intensity level	47	47	EN ISO 140-18
Air permeability	Class 4	Class 4	EN 12153
Luminous transmittance, τ _{D65}	0.68	0.21	EN 1873
Total solar energy transmittance, g	0.51	0.21	EN 410